

# UNIT 1

## USES OF ELECTRICITY



### In this unit you are going to learn about

- the uses of electricity in everyday life



What do a refrigerator, a flashlight (torch) and a toaster all have in common?

They \_\_\_\_\_




#### Activity 1

Have you ever thought about the importance of electricity in your everyday life? Write five things you use electricity for.



**Example :** Lighting

- 1.....ing
- 2.....ing
- 3.....ing
- 4.....ing
- 5.....ing



Write five more things that use electric power inside or outside your home.

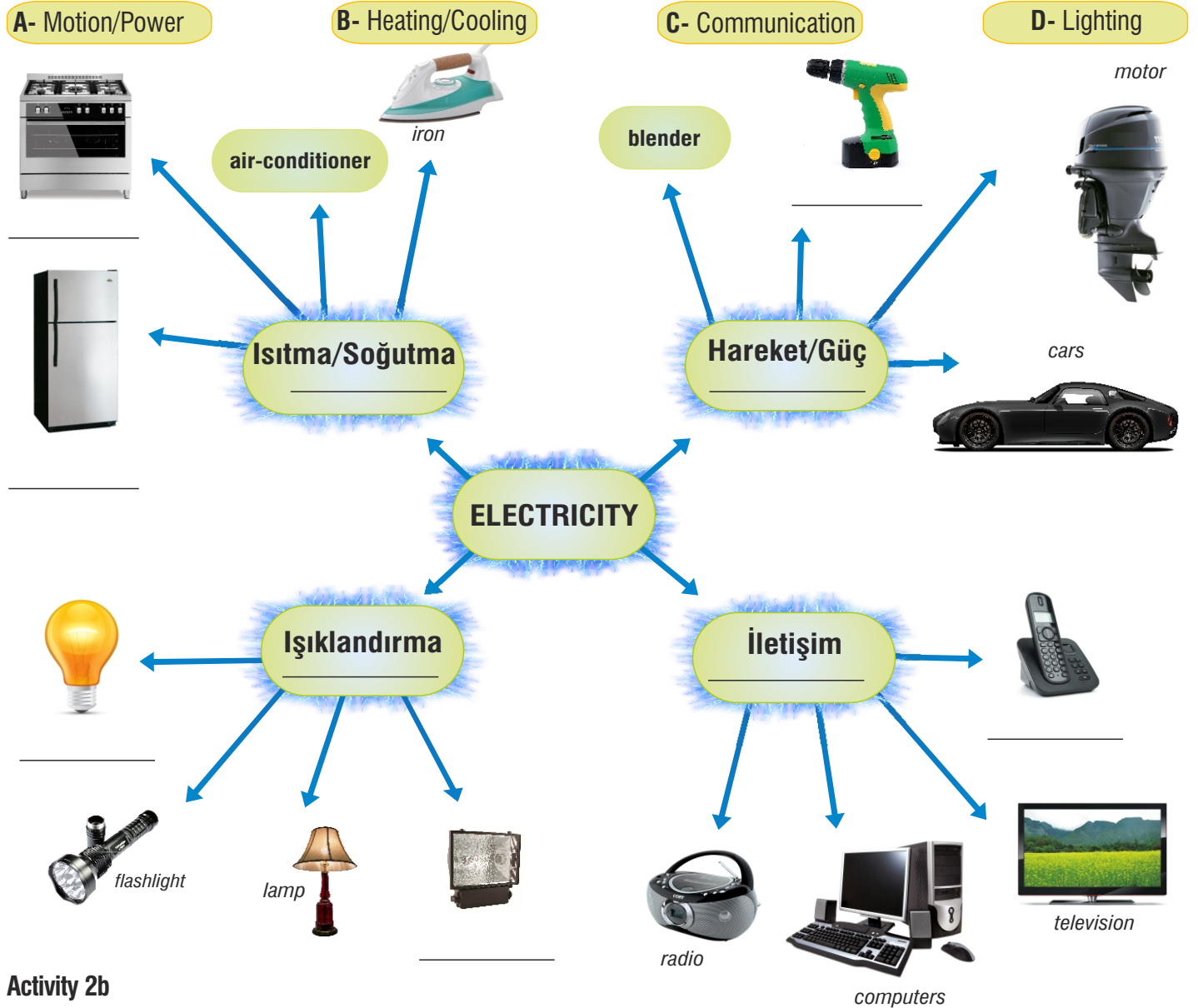
	<b>Example:</b> a toaster
1	a
2	a
3	a
4	a
5	a



**Activity 2a**

Look at the electricity chart below. Fill in the four blank bubbles with their English translation (A-D below).

**Uses of Electricity:**



**Activity 2b**

Now fill in the missing parts of the chart above with the following words.

- mobile phone
- light bulb
- refrigerator
- floodlight
- drill
- oven

**Activity 3a**

Look at the items below. Write their names underneath (Use a dictionary to help you).



Despite gains with more energy efficient appliances, electric usage per person is increasing faster than population growth.

### Activity 3b

Now categorize the seven items in Activity 3a according to their use. Write them in the bubbles.

**COMMUNICATION**



**LIGHTING**



**MOTION and POWER**



**HEATING and COOLING**



### Activity 4a

Look at the following pictures, showing life before and after the invention of electricity. Discuss the differences.

**BEFORE ELECTRICITY**

**AFTER ELECTRICITY**



### Activity 4b

Now make groups of four or six. Present the differences you found in your group.

### Activity 5a

Makes notes on a typical day using electricity in your life.

	ACTIVITY	USE OF ELECTRICITY
<b>Morning</b>	<i>e.g: shaving</i>	<i>electric shaver</i>
<b>School</b>		
<b>Afternoon</b>		
<b>At night</b>		







### Activity 5b

Now write a short paragraph about your average day, using the notes above.



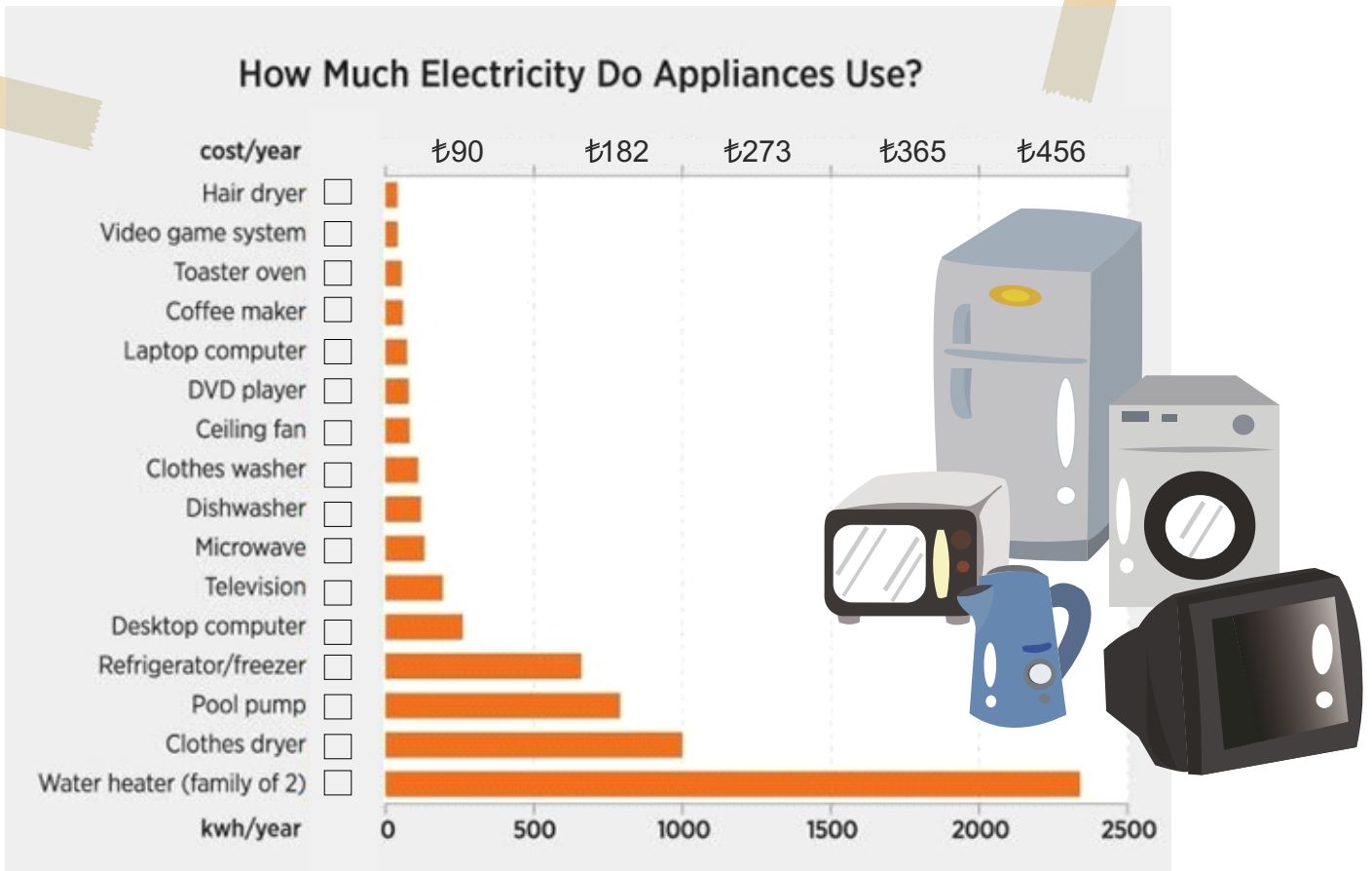

### Activity 5c

Now read your paragraph to your partner. Give him/her your feedback.



### Activity 6a

Look the the following table. Tick the appliances you have at home.



### Activity 6b

Write the three appliances you use most at home.

1 \_\_\_\_\_  
 2 \_\_\_\_\_  
 3 \_\_\_\_\_

### Activity 6c

Now calculate (roughly) how much you pay for these appliances each year.

Appliance 1: .....  
 Appliance 2: .....  
 Appliance 3: .....  
 TOTAL: .....

In this unit:

I liked .....

I did not like .....

I learnt .....

I learnt the following new words/phrases .....



CHECK WHAT YOU REMEMBER

Think of examples in your house for each category below.

**MY HOME**

**Lighting**

- \_\_\_\_\_
- \_\_\_\_\_
- \_\_\_\_\_

**Heating / Cooling**

- \_\_\_\_\_
- \_\_\_\_\_
- \_\_\_\_\_

**Motion / Power**

- \_\_\_\_\_
- \_\_\_\_\_
- \_\_\_\_\_

**Communication**

- \_\_\_\_\_
- \_\_\_\_\_
- \_\_\_\_\_