

Formal Invitations

In this unit you are going to learn about

- formal invitations

Warm-Up

What kind of invitations can you think of? Where do you get invitations to?



Wedding Invitations, a short history

In 1400s a town crier / tellal / used to announce weddings to invite you to a wedding ceremony, because printing hadn't been invented yet.



Activity 1.a

Look at the way they used to announce weddings in the two pictures. Which one do you think was used in Cyprus and which in England?

A _____ **B** _____

Activity 1.b

List different ways of announcing weddings today.

- _____
- _____
- _____
- _____

Activity 1.c

Talk about the changes in announcing weddings.

Past	Now

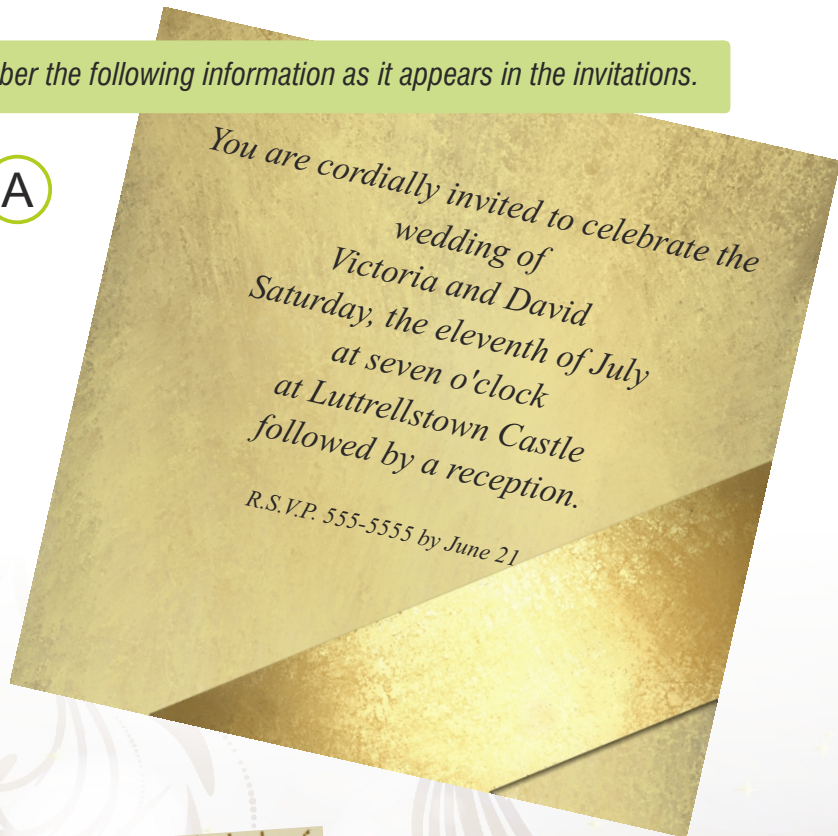


Activity 1:

Look at the three examples of formal invitations. Number the following information as it appears in the invitations.

- time
- 1 purpose
- in whose honour
- date
- 5 place

A



i

Information Box

RSVP- Please reply.
from French: *répondez s'il vous plaît*

B

THE SPRINGFIELD ARTS COUNCIL
requests the pleasure of your company at a
Reception
in Honour of the retirement of
Dr. Anton Hawks
Thursday, August the fifth at seven o'clock
at The Springfield Hotel
1600 Main Street

Covered parking is available.
Please R.S.V.P. by July 25

- time
- purpose
- in whose honour
- date
- place

- time
- purpose
- in whose honour
- date
- place

C

Mr. and Mrs. Doe
request the pleasure of your company
t a dinner party
to celebrate
the graduation of
their daughter Jane Doe
on Tuesday, March eighth
at seven o'clock
at their home
648 Maple Lane
Centerville, Kansas 12346



Activity 2:

Complete the invitations with the phrases below.

requests the pleasure of your presence

cordially invited to

at Lucha VaVOOM

RSVP

request the pleasure of your company

at eight o'clock



You are _____
celebrate the engagement of
Cyndie and Chris
Sunday, the fourth of May
at six o'clock
at Swiss Hotel
followed by a reception.

_____ by April 15

Merci beaucoup
Cyndie & Chris



Mr. and Mrs. Blake

to celebrate
their 50th Wedding Anniversary
Tuesday, the seventh of January

at their residence
R.S.V.P. 462 76 89

COCKTAIL
PARTY



Ms. Kardashian

at a Cocktail Party
to celebrate
her 21st Birthday
Friday, the sixteenth of September
at 11 p.m.

R.S.V.P. to the party planner
Kris Jenner at
0558547 45247

Language Guide



NAME OF HOSTS (PLURAL)
request the pleasure of your company / presence
(**nature of the party**)
purpose of the party
day, date, time
place
(RSVP)

You are cordially invited to
(**nature of the party**)
purpose of the party
of NAME PLURAL OR SINGULAR
day, date, time
place
(RSVP)



NAME OF HOST (SINGULAR)
requests the pleasure of your company / presence
(**nature of the party**)
purpose of the party
day, date, time
place
(RSVP)

Information Box

Purpose of Party

to celebrate a birthday / a wedding
a wedding anniversary / an engagement
retirement to honour someone
to introduce someone or something

Information Box

Nature of Party

breakfast / lunch / dinner
cocktail / reception
brunch



Activity 3:

Design a formal invitation with the given information. Write your draft here.

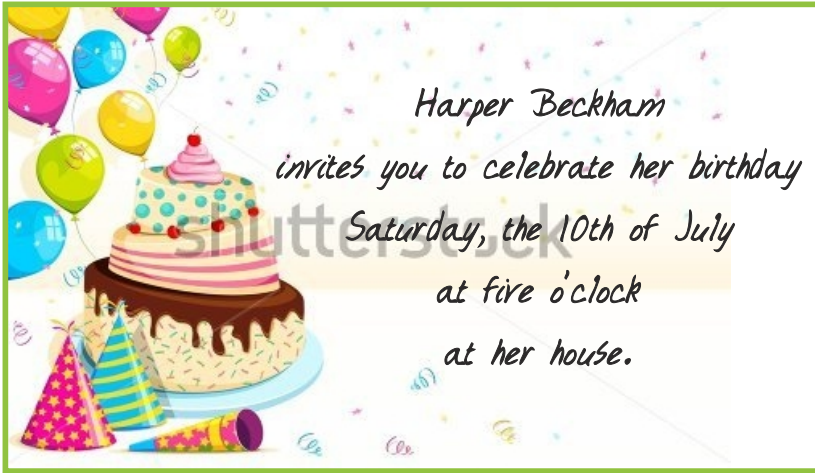


Time: 8 o'clock
Place: Cratos Hotel
Date: June 25 Monday
Purpose: a wedding
(Burcu and Mustafa)
Hosts:
Mr. and Mrs. Kaya




Activity 4:

Look at the example below of a less formal (informal) invitation. Then design your own according to the given information. Write your draft here.



Time: 3.00 p.m
Place: Şefler Café
Date: Monday March 1st
Purpose: end of term party
Hosts: Özlem and Zalihe



Time: 9.00 p.m
Place: Cadının Evi
Date: Friday October 31st
Purpose: Halloween Party
Host: Ufuk





Activity 5:

Look at these wedding invitations. Which is your favourite one and why?

Number ___ is my favourite because _____

1



2



3



Now the **BackSpace** of my bike will not be empty.
Now I have someone to take **Ctrl** my life.
Now my office will not expect me to do do night **Shift**
Now I can **Del** all my extra appointments.
As I am soon to **Enter** into **Wed Lock** and bring **Home** Cookie
Don't try to **Esc** my wedding ... read mail for details. **End**

4



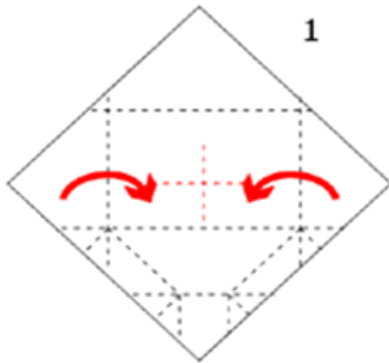
4



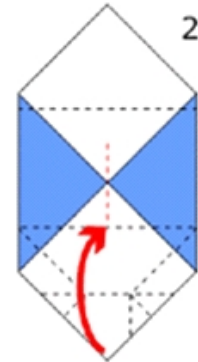
Challenge:

Materials needed: a square-shaped piece of coloured paper.

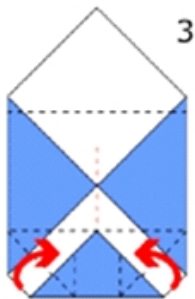
Origami Envelopes



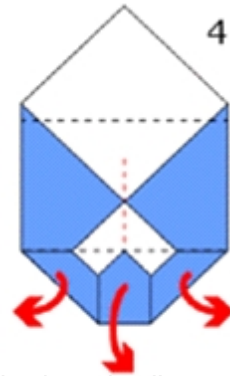
Lay the square diagonally. Fold both sides in to the middle point of the red cross.



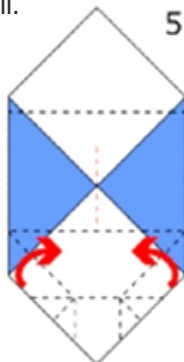
Fold the bottom point up to the dotted line as shown.



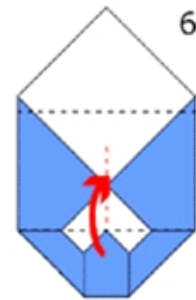
Fold in both sides on the diagonal dotted lines. Crease well.



Open back up the diagonal folds and the bottom fold.



Using existing creases as a guide, fold in both bottom sides on the diagonal.



Then fold up the bottom point to the dotted line, tucking in the triangular flaps under the bottom point.



Tuck the bottom point inside the envelope as shown



Fold the top flap down on the dotted line.