

# UNIT 2

## HAIRSTYLING TOOLS AND PRODUCTS

In this unit you are going to learn about

- hairstyling tools and products
- how to ask and offer things
- give and take instructions

### HAIRSTYLING TOOLS AND PRODUCTS

#### Activity 1

*Speaking: Practice the short dialogue below with your partner.*



**Ayşe:**  
What do you use to  
straighten your hair?

**Sandra:**  
I use hair straightener  
or hair dryer with  
a brush.



*Now write two other short dialogues, using the same pattern as above.*

• And what do you use to

I use

•

*Now read your short dialogues aloud to your group.*

We use certain tools and products to style our hair. Here are some hairstyling tools and products:



hair-pin



rollers/curlers



hair dye



scissors



comb



shampoo



hair-dryer



brush



hair gel



mousse



hair spray



hair wax

## Activity 2

Now put above the words in the correct column below.

### HAIRSTYLING TOOLS

- \_\_\_\_\_
- \_\_\_\_\_
- \_\_\_\_\_
- \_\_\_\_\_
- \_\_\_\_\_
- \_\_\_\_\_
- \_\_\_\_\_

### HAIRSTYLING PRODUCTS

- \_\_\_\_\_
- \_\_\_\_\_
- \_\_\_\_\_
- \_\_\_\_\_
- \_\_\_\_\_
- \_\_\_\_\_
- \_\_\_\_\_

## Activity 2

Circle the names of 12 hairstyling tools and products in the puzzle. You can read from left to right (→), from right to left (←) from top to bottom (↓), from bottom to top (↑) and diagonally (↗). One has been done for you.

roller

hair gel

hair spray

curling tongs

hair wax

hair pin

straightener

mousse

hair dryer

comb

scissors

brush

H	A	I	S	T	H	H	L	G	H	T	X	N	J	R
E	N	E	B	R	A	J	S	A	H	M	R	G	A	N
Y	H	M	B	I	M	C	D	A	V	L	E	I	T	K
I	O	V	R	T	I	I	I	K	L	S	L	G	E	Y
C	K	W	A	S	Q	R	I	T	H	P	L	S	N	C
M	A	K	S	E	D	K	F	S	A	D	O	N	H	W
X	C	O	Q	R	X	I	N	W	I	U	R	I	A	F
O	R	D	Y	E	Q	R	R	Y	R	H	S	P	I	Z
S	F	E	M	O	U	S	S	E	S	E	P	R	R	V
G	R	Y	N	Q	P	U	J	B	P	W	N	I	G	K
S	G	N	O	T	G	N	I	L	R	U	C	A	E	R
X	Y	R	K	G	V	W	R	Y	A	U	A	H	L	I
I	J	C	O	M	N	A	S	R	Y	K	S	K	Y	D
V	X	K	H	E	U	F	M	W	Z	X	A	H	P	Y
W	N	E	S	T	R	A	I	G	H	T	E	N	E	R

## Activity 3

Here are some useful phrases. Take turns to read each one aloud to your partner.

### Phrases for hairdresser:

- \* Pass me the hairstraightener / hairdryer / pins / ... please.
- \* Would you like me to wash your hair, Mrs McCapra?
- \* Dry Mrs McCapra's hair first, will you?
- \* Take the curling tongs.
- \* Can you pass me some pins?


### Phrases for customer:

- \* Could you curl my hair today, Gina?
- \* Can I have a hair-cut, please?
- \* Could you wash my hair first, please?
- \* I'd like a cup of tea, please.




**Activity 4**

Use sentences from activity 3 for each situation below.




1 \_\_\_\_\_

\_\_\_\_\_




2 \_\_\_\_\_



3 \_\_\_\_\_

\_\_\_\_\_



4 \_\_\_\_\_


\_\_\_\_\_

Here are some jokes about hairdressers and hair. Read and have fun with your partner. If you know any more jokes, add them below.

- What kind of hair do oceans have? Wavy!

- Why did the barber win the race? Because he took a short cut.

Uras: How much is a haircut?  
 Aras: Fifteen Euros, sir.  
 Uras: And how much is a shave?  
 Aras: Er... Eight Euros, sir.  
 Uras: OK. Shave my head, please.




---



---