

UNIT 3

Hair Types

In this unit you are going to learn about

- hair types
- hair colour
- parts and shapes of the face.

HAIR TYPES



Warm-up

Which celebrity has the most attractive hair style? Why?

Because



Activity 1.a

What length is the hair in the photos?

medium length

long

short



Activity 1.b

Match the following hair types with the words.

straight

kinky

curly

wavy



Activity 1.c

Now write the answers to these questions.

- ▶ What is your hair type? _____.
- ▶ Which hair type do you think is the most difficult/easy to manage? _____
- ▶ Why? Because _____.
- ▶ When you have finished, discuss your answers with your partner.

Activity 1.d

What colour is the hair in the photos?

blonde

highlights

light brown

auburn

brown

black



Activity 1.e

Discuss the type of hair your friends or relatives have. Tell your partner. Use sentences like the example below.

Example: Ali: My mother's got short, brown, straight hair.

Elif: My best friend's got...

Activity 1.f

Look at the hair types in the photos below. In the space below each picture, describe each style using 'has got' and any of the words you have learned above.



1



2



3



4



5

1 **Example:** Suna's got short straight blonde hair.

2 Umay's _____

3 Selen's _____

4 Necla's _____

5 Senem's _____

Activity 1.g

First complete the following paragraph, using these words.

difficult

type

hair

_____ does not only consist of _____ or colour. Some types of hair are easy to comb, some are _____ to comb.

Now look at the words in the box below, showing different states of hair.

manageable = kolay şekil alan

smooth = yumuşak

radiant = göz alıcı

normal = normal

shiny = parlak

dry = kuru

frizzy = kullanışlı

greasy = yağlı



Activity 1.h


In groups discuss the type of hair you have. Tell each other your style, length and colour.

I've got _____ hair.



Activity 2

Find the hair types in the puzzle below.



Across

- 3. Hair that is easy to comb
- 5. Hair below shoulder length
- 6. Very curly and frizzy hair

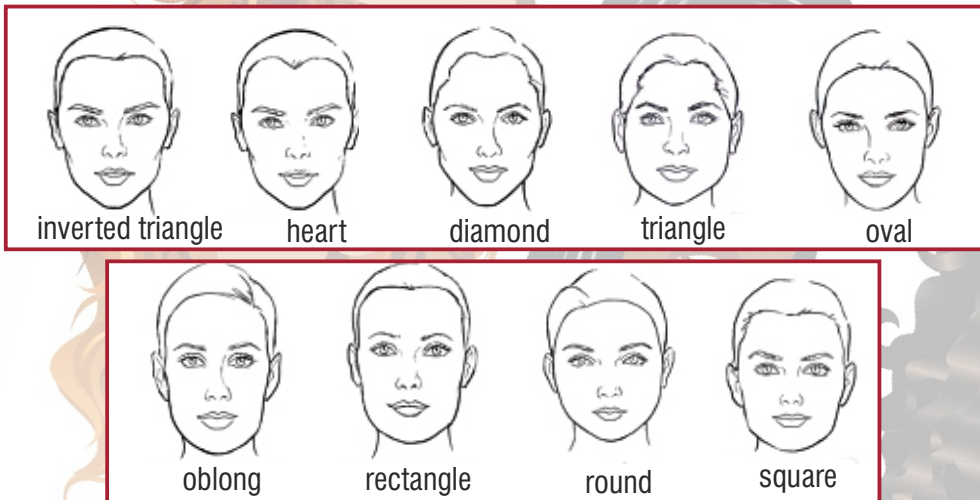
Down

- 1. Hair that is not wavy or curly
- 2. Different layers of colour on hair
- 4. Darkest colour of hair



Activity 3.a

Face shapes and parts of the face.



Look at the facial shapes in the diagram above. What is your facial shape? _____

And what is your partner's? _____

Why is facial shape important in hairdressing? Discuss and make a note of your answer.

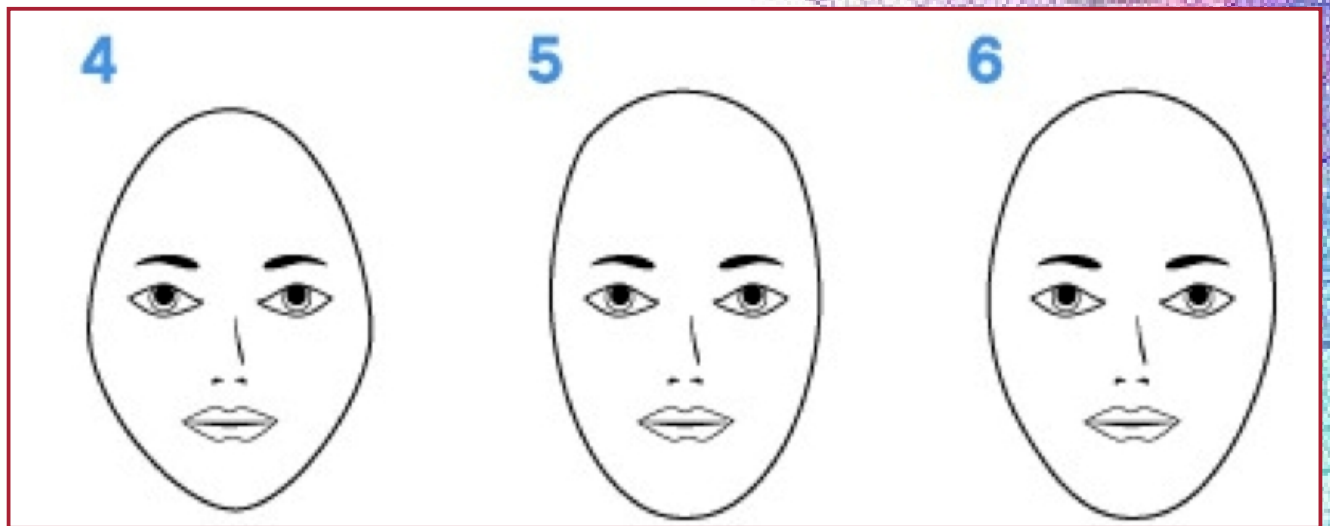
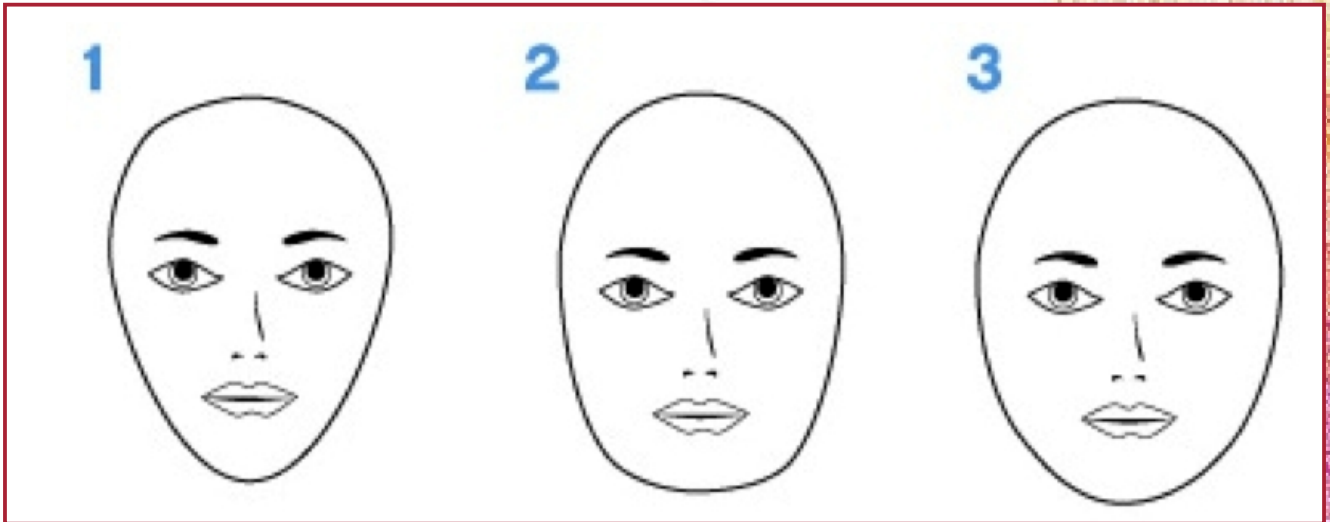
 **Activity 3.b**

Discuss why facial shape is important in hairdressing?

Make notes. Then give feedback to your group.

 **Activity 3.c**

Write the names of the different facial shapes below.



1

3

5

2

4

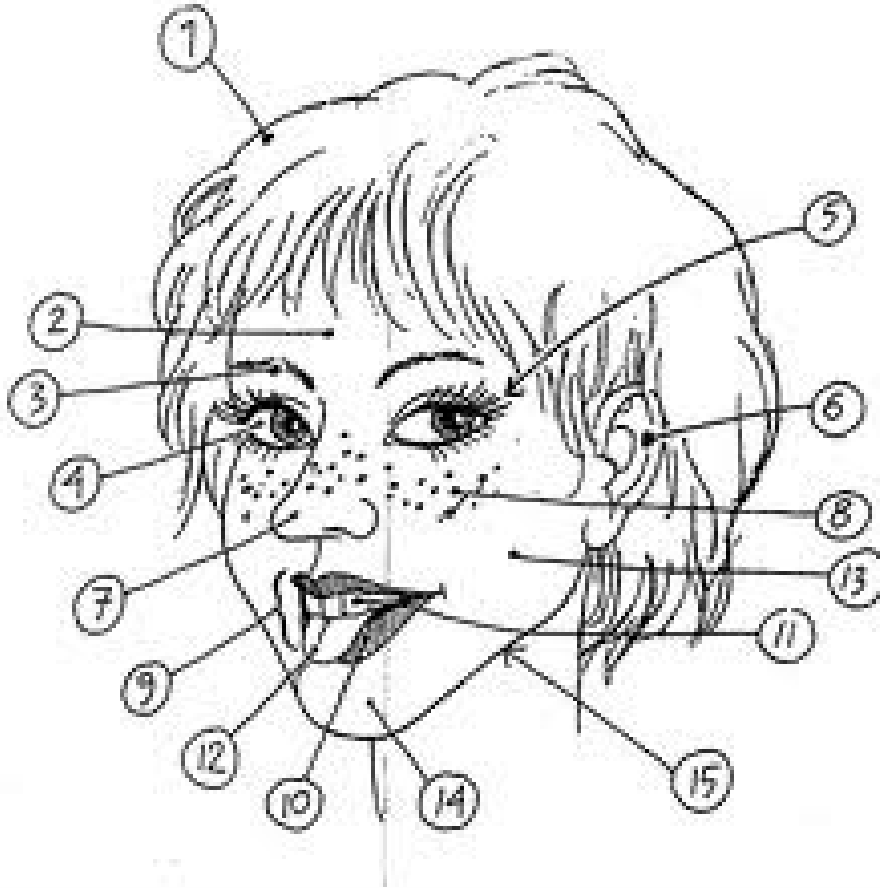
6

PARTS OF THE FACE



Activity 3.d

Look at the diagram below. Label all the parts that you know.



Activity 3.e

Now share your answers and fill in any missing ones.

Activity 6

Circle the names of fifteen parts of the face in the puzzle. You can read from left to right (→), from right to left (←), from top to bottom (↓), from bottom to top (↑), and diagonally (↗) (↖), (↘), (↙). One has been done for you.

cheek

chin

lip

earlobe

mouth

nose

eye

eyebrows

forehead

hair

temple

ear

eyelash

nostril

jaw

| | | | | | | | | | | | | | | |
|---|---|---|---|---|---|---|---|---|---|---|---|---|---|---|
| b | d | o | s | h | y | u | d | z | e | e | t | e | w | n |
| s | w | o | r | b | e | y | e | a | b | s | y | p | l | i |
| s | t | d | p | q | y | v | j | o | e | o | o | v | i | h |
| e | f | e | n | f | e | y | l | c | m | h | w | n | r | c |
| r | a | w | m | g | n | r | z | l | k | p | e | j | t | s |
| q | a | r | w | p | a | e | t | p | y | y | q | r | s | m |
| u | z | w | w | e | l | c | l | i | p | d | y | k | o | f |
| j | a | v | l | n | h | e | m | o | x | c | y | m | n | f |
| j | b | o | g | e | t | v | o | o | m | i | k | e | x | o |
| o | q | c | e | u | x | p | u | r | i | a | h | g | h | m |
| q | a | k | j | k | y | h | t | l | y | e | f | y | v | u |
| e | y | e | l | a | s | h | h | w | w | r | k | p | b | w |
| o | e | m | l | q | t | r | m | b | h | t | l | v | g | j |
| e | b | n | d | t | c | j | b | v | p | a | o | a | d | h |