

UNIT
6

Basic Hair Cutting Styles and Techniques

In this unit you are going to learn about

- vocabulary
- communicating with customers
- basic styles and cutting techniques

WARM-UP

You can see different hair-styles below. We have different face shapes and different skin colours. Why do we use different styles or different colours?



Activity 1

We often make comments on people's hair-styles. What makes us like or dislike a style? List your comments here:

Hairstyles

Why I like hairstyles

Why I don't like hairstyles

Layered

Bob

Trim

FUN BOX



I went to the barber's and noticed he had dirty hands.
'I can't help it,' said the barber. 'No one's been in for a shampoo today.'




Activity 3

The pictures with the correct word below.


- a pixie cut
- a trim
- layered
- split ends
- a bob
- a razor cut




1. _____




2. _____



3. _____



4. _____



5. _____



6. _____

 **Activity 4**

Read the dialogue with your partner. Then, read it aloud to the class.

CAN



Hello! May I help you?

OK. I'll be with you in a minute. Just take a seat.

Do you have a particular style you'd like?

Would you like a shampoo?

OK. Then let's get started!

Take a look in the mirror.

Thank you.

Would you like to buy any shampoo?

OK, then. That's twelve euros.

Thanks. Bye.

MARK



Yes. I would like a hair cut.

Thank you.

No. I just want the ends trimmed, thank you.

No, thanks. I washed my hair this morning.

I just want a trim, please.

Very nice! You've done a good job.

Not too short and not too long. Just right!

No, thanks. I have some at home.

Thank you very much. I'll see you soon! Bye.

After the hair cut



Activity 5

Now make your own short dialogue below.

Remzi



Remzi: Good morning, Sena. How are you today?
 Sena: Good morning, Remzi. I'm very well, thank you.
 Remzi: _____ ?
 Sena: _____ .
 Remzi: _____ ?
 Sena: _____ .
 Remzi: _____ ?
 Sena: _____ .
 Sena: _____ ?
 Remzi: _____ . Bye!
 Sena: Bye!

Sena



Activity 6

Read the text below to learn more about cutting hair. Then fill in the gaps with letters.

How to cut hair

Hair cutting is an art form. Without a good, professional cut, styling has no basis.

Sectioning, using the comb and scissors, and understanding how to achieve balance in a style are essential elements of your learning. You should be able to create styles by using different cutting techniques. And you should be able to adapt your techniques to suit your individual clients' hair types and specific requirements. As well as having good technique, you should use care, precision, creativity and, above all, control.



When designing a cut, you need:

- 1-p_ ec_ si_ n
- 2-good tec_ ni_ u_
- 3-cre_ ti_ i_ y



Activity 7

Read the passage below. Then write true (T) or false (F) for the seven statements.

- 1 - Cutting hair doesn't need professional equipment. ()
- 2 - Education and ability are both important for knowing how to cut hair well. ()
- 3 - The most important tools for cutting hair are scissors and comb. ()
- 4 - You shouldn't listen to your client's opinion when you cut hair. ()
- 5 - You should discuss with your client what s/he wants. ()
- 6 - It isn't necessary to check your client's hair type. ()
- 7 - You should always agree with your client. ()

The client

Discuss with your client what they want from a hairstyle. Make sure that you consider all their needs. Consider what may influence their choice, including their life style. Check your client's hair type, its texture, length, colour, quantity and quality. And look at the way the hair was cut before. Make sure that there is enough hair for the change of style. Always agree with your client how much hair you will be taking off. And remember to advise them on how to manage their new style at home.



Activity 8

Find the turkish meaning of the words you do not know in a dictionary/on the internet. Learn their pronunciation (e.g. using an online translating program).

Meaning in Turkish

- 1 - precision: _____
- 2 - sectioning: _____
- 3 - achieve: _____
- 4 - essential elements: _____
- 5 - adapt: _____
- 6 - individual: _____
- 7 - requirements: _____
- 8 - foundation: _____
- 9 - creativity: _____
- 10 - consider: _____
- 11 - influence: _____
- 12 - agree: _____
- 13 - advise: _____
- 14 - manage: _____



Activity 9

Complete the gaps in the clouds.



Home Work

Write a short story (maximum 200 words) about an interesting experience at the hairdresser's. Try to use some of the English words and phrases you have learnt.