

Activity 2a

Match the words (a-g) with the pictures (1-7).

- a- filter**
- b- appliance**
- c- energy star labing**
- d- roof**
- e- refrigerator**
- f- blinds**
- g- thermostat**



1 _____



2 _____



3 _____



4 _____



5 _____



6 _____




7 _____

Activity 2b

Translate the following instructions for saving energy into Turkish.


- a- Unplug the old refrigerators _____
- b- Look for the energy star label _____
- c- Change the filters _____
- d- Turn off the appliances _____
- e- Pull down the thermostat _____
- f- Use the blinds effectively _____
- g- Insulate the roof _____



 **Activity 2c**

Fill in the missing parts in the following instructions for saving energy. Use the phrases a-g above.

1. _____ , lights, and other electrical equipment when they are not in use.



2. _____ in heating and cooling equipment.

3. _____ that are seldom used. These old appliances can add up to 15% to your electricity bill.



4. _____ , because up to a third of your home heating escapes (kaçar) through the roof.

5. _____ by just one degree to reduce your energy consumption (tüketimi) by over 5%.



6. _____ on light bulbs, home appliances, electronics, and other products.

7. _____ in the winter months to increase solar heat gain.




Activity 3a

Imagine you have a neighbour complaining about high electricity bills. Write which questions you would ask him/her to find out the reason for this situation.



<input type="checkbox"/>	How often do you change the filters in heating and cooling equipments?
<input type="checkbox"/>	
<input type="checkbox"/>	
<input type="checkbox"/>	
<input type="checkbox"/>	
<input type="checkbox"/>	
<input type="checkbox"/>	
<input type="checkbox"/>	





Activity 3b - Role Play

Now one of you is the neighbour complaining about high electricity bills. The other is asking him the questions above to find out the problem. Act out a dialogue.

Activity 4

Sharon and Mike answered the following questions in a questionnaire about saving energy at home. You can see their answers in the table below.

	Sharon	Mike
<i>I turn lights, appliances and electronics off when they are not in use.</i>	YES	NO
<i>I change or clean filters in heating and cooling equipment regularly.</i>	NO	NO
<i>I have roof insulation.</i>	YES	NO
<i>I always turn down the thermostat in winter.</i>	NO	NO
<i>I always look for the ENERGY STAR® label on products.</i>	YES	NO
<i>I use blinds (or curtains) effectively</i>	YES	YES

Now, in a short paragraph, give your opinion on how good or not Sharon and Mike are at saving energy.

USEFUL LANGUAGE

- _____ is good/not bad/terrible at _____ because he/she _____ and _____.
- _____ always changes filters so he/she is good at _____.

I think

.....

.....

.....

.....

.....

USING ELECTRICAL HOME APPLIANCES SAFELY

Activity 5


Look at the following pictures and fill in the missing parts in the sentences.



a. These pictures are warning us about the _____

b. We should never mix _____ and _____

Your brain and muscles need electricity in very tiny amounts to work. Because of this, large amounts of electricity are very dangerous for you. The electricity flowing through a light bulb is enough to stop your breathing (solunum).



Activity 6

Look at the pictures and safety tips below. Translate the instructions into Turkish (Use the pictures and an online dictionary to help you).



1. Unplug unused appliances.



2. Give several centimetres of clearance (açıklık) around any appliances that generate (üretmek) heat.



3. DO NOT hang clothes over warm appliances.

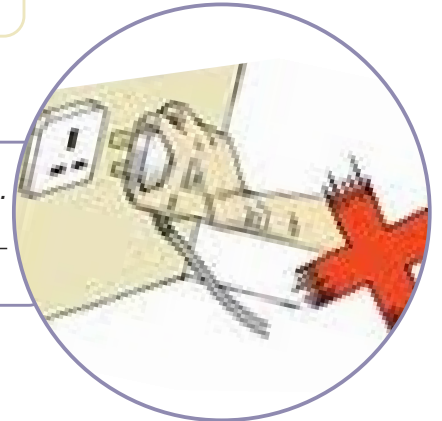
4. Follow appliance instructions carefully.




5. Keep all electrical appliances away from water.



6. DO NOT operate any electrical appliance with wet hands.



7. Keep clothes, curtains, toys and other combustible (yanabilen) materials away from heat sources.



Activity 7

Rewrite the following safety instructions using should/shouldn't.

Example: Unplug unused appliances. You should unplug unused appliances.

1. Give a few centimetres clearance around appliances that generate heat.

2. Do not hang clothes over warm appliances.

2

3. Follow the appliance instructions carefully.

4. Keep all electrical appliances away from water.

4


5. Do not operate any electrical appliance with wet hands.



Activity 8

Answer the following questions by looking at the pictures.

Write which one is overloaded and which one is damaged?





CORDS (CABLES)




1

2

2. Check cords regularly for frays or tangles. (Translate instruction into Turkish)



3. Which one is firmly plugged?



4. What does this picture tell us?



a-) We shouldn't place cords under rugs.


b-) We should check cables for frays.

5. Label the extension cord in the picture.



Extension cords are a temporary (geçici) solution only. Their use should be minimized whenever (her ne zaman) possible.

6. Translate this instruction into Turkish: "Don't pull out a plug by the cable."





Activity 9

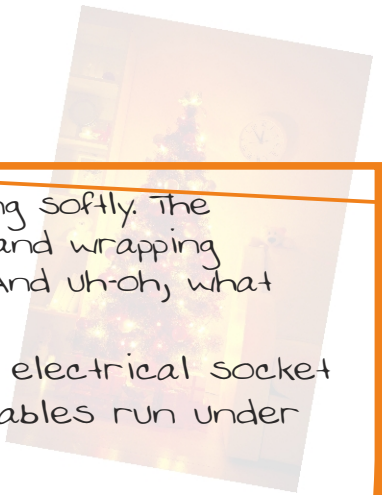
Read the following situation. Fill in the missing parts with a suitable word.

Strings of lights are flashing. Holiday candles are flickering softly. The Christmas tree is shining, and the fire is glowing. Boxes and wrapping paper are everywhere! Ho, ho, ho - What a happy scene! And uh-oh, what a fire hazard!

The cables of lights are _____ and _____. The electrical socket on the wall behind the tree is _____. _____ cables run under the carpet.

Did You Know?

More than 40 per cent of Christmas tree fires are caused by _____ problems with lighting.



- Now compare your answers with your friends.



Activity 10

Look at the cords (cables) in the pictures below. What's wrong with them? Decide how to warn somebody in each situation.

Example

- Don't use frayed cords.
- Plug the cords firmly into the outlet.



.....




.....



.....

.....



.....



.....



.....

 **Activity 11**

HOW ELECTRICITY CAN HURT YOU

Why Can Birds and Utility Workers Touch Power Lines But You Can't?

a Read the following passage carefully.



Have you ever wondered why the birds that sit on power lines don't get electric shocks? It's because the electricity is always looking for a way to get to the ground, but the birds are not touching the ground or anything in contact with the ground.



If you touched a power line while you were in contact with the ground (or standing on a ladder or roof), electricity would travel through you. And if your kite or balloon got tangled in a power line and you touched the string, electricity could travel down the string and into you on its way to the ground. Both situations would mean a serious shock!

Never touch a power line with any part of your body or any object.



Have you ever wondered why people who work up on power lines don't get electrocuted? Utility workers are trained to work with electricity. They wear special insulated boots, hard hats, and gloves, and use special insulated tools that help prevent shock. It would be a bad idea to climb a power pole and imitate them-and possibly fatal!

electrocuted/elektrik akımına yakalanmak
fatal/ölümcül

b Now write **TRUE (T)** or **FALSE (F)** for each statement.

- 1. It's dangerous for the birds to sit on power lines.
- 2. If you are in contact with the ground, you won't get an electric shock when you touch a power line.
- 3. You shouldn't touch the string when your kite gets tangled in a power line.
- 4. Utility workers wear hard hats to prevent electric shock.
- 5. It's not dangerous to work on power lines if you wear insulated boots.



c Write the letter of word that matches the definitions below.

insulated
prevent
ground
power line
imitate

- ① _____ a thick wire that carries electricity above or below the ground
- ② _____ the floor or any surface on which one may walk.
- ③ _____ to copy someone's actions, words, or behaviour.
- ④ _____ to stop something from happening.
- ⑤ _____ to separate and protect something from something else.


d Now complete the following sentences with the words above.

- 1. Don't leave trash on the _____ ! Pick it up and throw it away.
- 2. The locked door _____ her from going in.
- 3. A warm jacket _____ you from the cold.
- 4. The students always _____ the teacher behind her back
- 5. You should never touch the _____ when you are in contact with the ground.

e Read the passage in Activity 11 again, quickly. Write 3 sentences summarizing the text.

- ① _____
- ② _____
- ③ _____

f Look at the picture below. Write down the five electrical dangers .



*Now compare your answers with the other groups.

PROGRESS AND SELF-ASSESSMENT


In this unit,

- I liked _____
- I did not like _____
- I learnt _____
- I learnt the following new words/phrases _____

CHECK WHAT YOU REMEMBER



1 Look at the following photos (a-g), showing ways of saving energy at home. Write what you should do to save energy at home.









2 Choose three of your own electrical home appliances. Then write at least one safety tip for each one.



3 Imagine you are an electrician in an English-speaking country. You will hang these safety instructions about cords/cables in your work-place. Write your rules in the blanks.

- _____
- _____
- _____
- _____
- _____



HOMEWORK

Ask your parents about how much they paid for electricity last month.

₺ _____



Did they find it expensive? YES/NO

Share your answer with your teacher. Find out how many YES answers you have in th whole class.